



ALWAYS THE
SAFE CHOICE!

diplomat


commercial safes



Diplomat MTD 36 E



www.burgsecurity.com.au




* The BURG-WÄCHTER Diplomat safes fulfil the requirements of the European norm EN-1143-1 and/or EN-1047-1. This is confirmed by the ECB-S European Certification Board - Security Systems (certification office according to EN 45011)




Feature Focus


- Double Walled Body - Exterior Walls with Special Armouring (Better Fire, Cutting & Drilling Protection)
- Fire Protective Material in Body and Door
- Double Walled Door with Steel Manganese Armouring
- Door Leaf 10mm Thick SM (Siemens Martin) Steel with Double Emergency Locking System
- 3 Sided Locking with Square Bolts (each with 2 Integrated Steel Rolls) - Double Protection against Cutting
- All Over Gripping Hinge
- Patented Double Locking Non-resettable Deadlock System
- Prepared for Wall & Floor Fixing (MTD 46 and MTD 48 without floor fixing)
- Adjustable Interior Shelf
- Tested & Acknowledged by ECB-S*
- Indicative Insurance Cash Rating: \$30,000




all over gripping hinge



all over fire protection
fumes diversion fumes diversion



three-sided locking through strong square bolts



locking system specially protected against drilling by a steel manganese plate



**BURG
WÄCHTER**

Version Choice

Keyed



MTD-34-S

- Resettable Armoured High Security Safe Lock "Secu-Safe"
- 10 Lever Lock (Key Captive) & 50,000,000 Different Combinations
- Patented TRS-22 Keying System to Easily 'Re-Key' Safe
- Multiple Safes (even across different ranges) can be Keyed Alike



Combination



MTD-35-C

- Resettable Combination Lock "Secumatic" with up to 1,000,000 Possible Locking Combinations



Resettable combination lock "Secumatic", ECB-S certified according to EN 1300 class B

Electronic



MTD-36-E

- Extremely Sophisticated 'SecuTronic Premium' Lock with up to 111,000,000 Different Combinations
- Can be Configured for 10 Users with Different Access Rights
- Electronic 'Master Keying' Possible with Multiple Electronic Safes
- Can be Configured with Time Delay Entry



MTD 34 S



Version S

Resettable, armoured high-security safe lock, 'Secu-Safe', ECB-S certified according to EN 1300 class B, with 2 keys, 10 levers, key captive, 50,000,000 different combinations. More security in case of losing the key – immediately resettable to a new key. The locking armature protrudes 7 mm.

Art.-No.	EAN	Exterior H x W x D	Interior H x W x D	Door H x W	Weight	Volume	Price
	40 03482...	mm	mm	mm	kg	l	
MTD 34 S	10570 2	380 x 500 x 440	255 x 370 x 300	255 x 340	85	28,0	
MTD 35 S	14000 0	470 x 500 x 440	345 x 370 x 300	345 x 340	100	38,0	
MTD 36 S	10580 1	625 x 500 x 440	500 x 370 x 300	500 x 340	125	55,0	
MTD 38 S	14280 6	985 x 500 x 440	860 x 370 x 300	860 x 340	175	94,2	



MTD 35 C



Version C

With resettable combination lock 'Secumatic', ECB-S certified according to EN 1300 class B, with 1,000,000 possible locking combinations, the locking armature protrudes 13 mm.

Art.-No.	EAN	Exterior H x W x D	Interior H x W x D	Door H x W	Weight	Volume	Price
	40 03482...	mm	mm	mm	kg	l	
MTD 34 C	14010 9	380 x 500 x 440	255 x 370 x 300	255 x 340	85	28,0	
MTD 35 C	14020 8	470 x 500 x 440	345 x 370 x 300	345 x 340	100	38,0	
MTD 36 C	14030 7	625 x 500 x 440	500 x 370 x 300	500 x 340	125	55,0	
MTD 38 C	14290 5	985 x 500 x 440	860 x 370 x 300	860 x 340	175	94,2	



MTD 36 E



Version E

Electronic combination lock 'SecuTronic', ECB-S certified according to EN 1300 class B, with intelligent menu-driven operation, administration of up to 10 users, 111,000,000 different combinations possible, incl. batteries. The locking armature protrudes 18 mm.

Art.-No.	EAN	Exterior H x W x D	Interior H x W x D	Door H x W	Weight	Volume	Price
	40 03482...	mm	mm	mm	kg	l	
MTD 34 E	14170 0	380 x 500 x 440	255 x 370 x 300	255 x 340	85	28,0	
MTD 35 E	16580 5	470 x 500 x 440	345 x 370 x 300	345 x 340	100	38,0	
MTD 36 E	14140 3	625 x 500 x 440	500 x 370 x 300	500 x 340	125	55,0	
MTD 46 E*	19440 9	737 x 500 x 440	500 x 370 x 300	500 x 340	155	55,0	
MTD 38 E	16020 6	985 x 500 x 440	860 x 370 x 300	860 x 340	175	94,2	
MTD 48 E*	19450 8	1097 x 500 x 440	860 x 370 x 300	860 x 340	235	94,2	

***NRG 4** 18280 2 Additional weight for MTD Diplomat
 – 1 set of NRG 4 up to 200 kg for MTD 46
 – 2 sets of NRG 4 up to 300 kg for MTD 48

IT MTD 09960 5 interior safe for MTD 36 - 48 (H 180 x W 370 x D 260 mm)

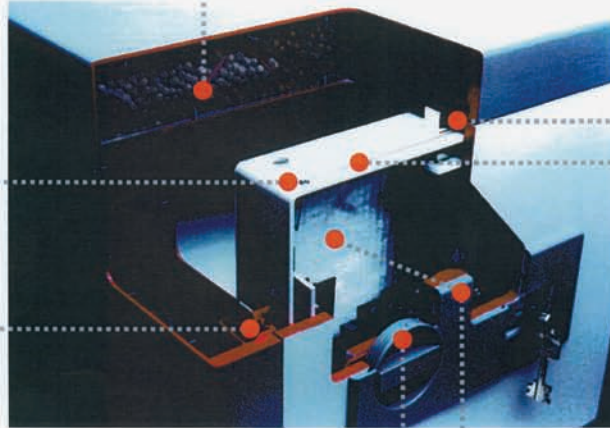
BURG-WÄCHTER safes correspond to the highest state-of-the-art technology and are internationally recognized. Changes in dimensions and constructions of wall safes and freestanding home safes can occur due to technical production changes.

Important security characteristics of the Diplomat series MTD 34 – 48



The freestanding safes have welded angular steel (45°) in the whole body (at the side, the back, the top and the bottom) against flame cutting tools.

In addition to the square bolts there are two emergency relockers on top and on the bottom which cannot be pushed back once they are locked into place.



With two non-visible special pins in each square bolt for extra protection against flame-cutting

The freestanding safes furthermore have diagonal armoured plates in the body in front of all bolts (at the side, the top and the bottom) and emergency locking bolts.

With a stainless steel cable protecting all important parts, e.g. in front of the bascule square bolts (on the top and the bottom). The two emergency locking bolts are connected with the steel cable.

Additional steel balls in the door in front of the combination lock for extra drilling protection and as an additional emergency locking mechanism.

With additional armoured plates in the door in front of the emergency relockers.

This brochure and other  product brochures can be easily downloaded from

www.burgsecurity.com.au



Available From:



SIEPER & Co. Pty Ltd

Wholesale Distributors

Ph: (02) 9748 0700 | www.sieper.com.au