



# Symmetry™

## Door Furniture



Designed in Australia the Symmetry series of door furniture reflects the best in quality combined with modern designs. The Symmetry series is produced to meet the ever demanding style requirements of the residential market, while conforming to the ever increasing need for quality in the

**The superior range of Symmetry door furniture offers builders, developers, specifiers and interior designers an array of door handles that can be used in any residential application**

apartment and unit development market.

The Symmetry series represents an excellent benchmark in residential home security.

The Symmetry Door Furniture series is tested for security and durability against all relevant Australian Standards. All Symmetry Door Furniture comes with a lifetime mechanical guarantee.



**Manor Series Tubular Knobset**



**Imperial Series Tubular Knobset**



**Vicinity™ Series Tubular Leverset**



**District™ Series Tubular Leverset**

# Symmetry Door Furniture

## Contents

<b>Description</b>	<b>Page</b>
<b>Residential Cylindrical Knobset - Imperial</b>	<b>4</b>
<b>Residential Tubular Knobset - Manor</b>	<b>5</b>
<b>Residential Tubular Leverset - Vicinity™</b>	<b>6</b>
<b>Residential Tubular Leverset - District™</b>	<b>7</b>
<b>Deadbolts</b>	<b>8</b>
<b>Security Sets</b>	<b>8</b>
<b>Accessories</b>	<b>8</b>
<b>Functions</b>	<b>9</b>
<b>Keying</b>	<b>9</b>
<b>Ordering Procedure</b>	<b>9</b>
<b>Finishes</b>	<b>10</b>

# Symmetry Door Furniture

## Residential Knobsets

### Description

Imperial Series Cylindrical Lockset.

### Features & Specifications

#### Handing

Suitable for left and right handed doors.

#### Materials

Key in Knob: knob – stainless steel and brass.

Chassis: steel.

Bolt head: stainless steel.

#### Fixing

Horizontal mounting screw fixing.

Fixing concealed with snap-on trim.

#### Door Thickness

30 to 46 mm for timber doors.

#### Backset

60 to 70 mm adjustable latch standard.

#### Latch

13 mm throw.

#### Strike

D-strike with anti-rattle tab as standard.

#### Cylinder

5 pin Lockwood C4 brass cylinder assembly (6 pin compatible).

#### Installation

Easy to install with detailed mounting instructions.



### FIRE RATED

Tested to two hours on fire door assemblies in accordance with Australian Standard AS1905.1 – 1997, Fire Resistant Doorsets.

#### Functions

Entrance, Privacy, Passage and Dummy available.

#### Keying

##### Standard Keying

Lockwood C4 keyway with 3 keys per lock.

#### Special Keying

Keyed alike.

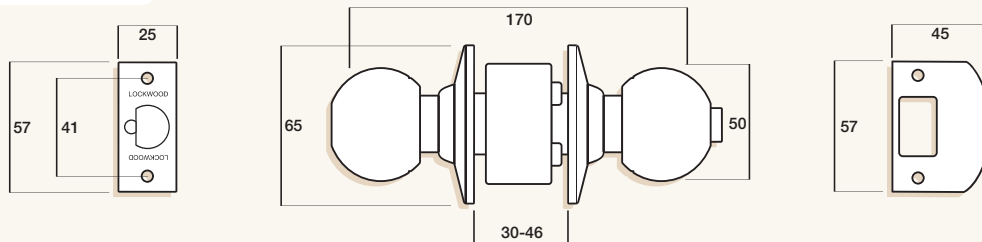
Master keyed.

Project keying.

### ONECYL™

The new one cylinder assembly solution “OneCyl™” has been designed for the entire Lockwood Symmetry Range, which grants the convenience of cylinder interchangeability.

## Dimensions



## Imperial Series Part Numbers

Entrance	<b>7020</b>	Privacy	<b>7022</b>
Passage	<b>7021</b>	Dummy	<b>7025</b>

Please specify finish when ordering.

## Packaging

Trade Pack only

## Finishes

Everbrass	EVB	Polished Stainless Steel	PSS
Antique Copper	AC	Satin Stainless Steel	SSS
Polished Black	BCP		

# Symmetry Door Furniture

## Residential Knobsets

### Description

Manor Series Tubular Locksets.

### Features & Specifications

#### Handing

Suitable for left and right handed doors.

#### Materials

Key in Knob: knob – stainless steel and brass.

Chassis: steel.

Bolt head: zinc.

#### Fixing

Horizontal mounting screw fixing.

#### Door Thickness

30 to 51 mm for timber doors.

#### Backset

60 to 70 mm adjustable latch standard.

#### Latch

13 mm throw.

#### Strike

D-strike with anti-rattle tab as standard.

#### Cylinder

5 pin Lockwood C4 brass cylinder assembly (6 pin compatible).

#### Installation

Easy to install with detailed mounting instructions.

#### Functions

Entrance, Privacy, Passage and Dummy available.



### Keying

#### Standard Keying

Lockwood C4 keyway with 3 keys per lock.

#### Special Keying

Keyed alike.

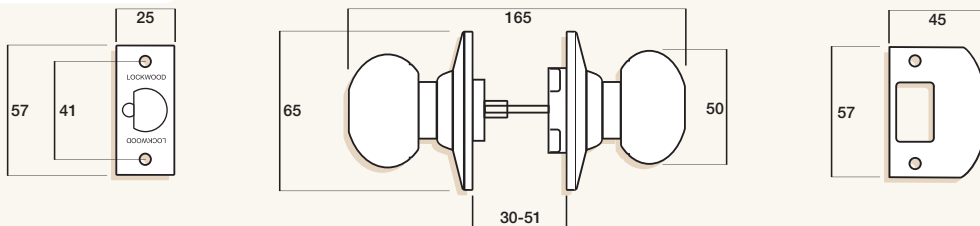
Master keyed.

Project keying.

### 1 ONECYL™

The new one cylinder assembly solution "OneCyl™" has been designed for the entire Lockwood Symmetry Range, which grants the convenience of cylinder interchangeability.

## Dimensions



## Manor Series Part Numbers

Entrance	<b>7010</b>	Privacy	<b>7012</b>
Passage	<b>7011</b>	Dummy	<b>7015</b>

Please specify finish when ordering.

## Packaging

Trade Pack

Display Pack

## Finishes

Everbrass	EVB	Satin Stainless Steel	SSS
Polished Stainless Steel	PSS		

# Symmetry Door Furniture

## Residential Leversets

### Description

Vicinity Lever Series Tubular Locksets.

### Features & Specifications

#### Handing

Suitable for left and right handed doors.

#### Materials

Chassis: steel.

Bolt head: zinc.

#### Fixing

Horizontal mounting screw fixing.

#### Door Thickness

30 to 51 mm for timber doors.

#### Backset

60 to 70 mm adjustable latch standard.

#### Latch

13 mm throw.

#### Strike

D-strike with anti-rattle tab as standard.

#### Cylinder

5 pin Lockwood C4 brass cylinder assembly (6 pin compatible).



#### Installation

Easy to install with detailed mounting instructions.

#### Functions

Entrance, Privacy, Passage and Dummy available.

#### Keying

##### Standard Keying

Lockwood C4 keyway with 3 keys per lock.

#### Special Keying

Keyed alike.

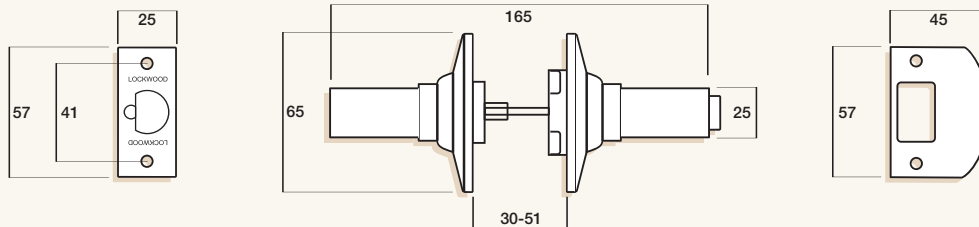
Master keyed.

Project keying.

#### 1 ONECYL™

The new one cylinder assembly solution "OneCyl™" has been designed for the entire Lockwood Symmetry Range, which grants the convenience of cylinder interchangeability.

## Dimensions



## Vicinity Lever Series Part Numbers

Entrance	<b>7530</b>	Privacy	<b>7532</b>
Passage	<b>7531</b>	Dummy	<b>7535</b>

Please specify finish when ordering.

## Packaging

Trade Pack	Display Pack (Entrance Only)	<b>7530</b>
------------	---------------------------------	-------------

## Finishes

Everbrass	EVB	Satin Chrome	SC
Chrome Plate	CP		

# Symmetry Door Furniture

## Residential Leversets

### Description

District Lever Series Tubular Locksets.

### Features & Specifications

#### Handing

Suitable for left and right handed doors.

#### Materials

Key in Lever: Lever – zinc diecast alloy.

Chassis: steel.

Bolt head: zinc.

#### Fixing

Horizontal mounting screw fixing.

#### Door Thickness

30 to 51 mm for timber doors.

#### Backset

60 to 70 mm adjustable latch standard.

#### Latch

13 mm throw.

#### Strike

D-strike with anti-rattle tab as standard.

#### Cylinder

5 pin Lockwood C4 brass cylinder assembly (6 pin compatible).



#### Installation

Easy to install with detailed mounting instructions.

#### Functions

Entrance, Privacy, Passage and Dummy available.

#### Keying

##### Standard Keying

Lockwood C4 keyway with 3 keys per lock.

#### Special Keying

Keyed alike.

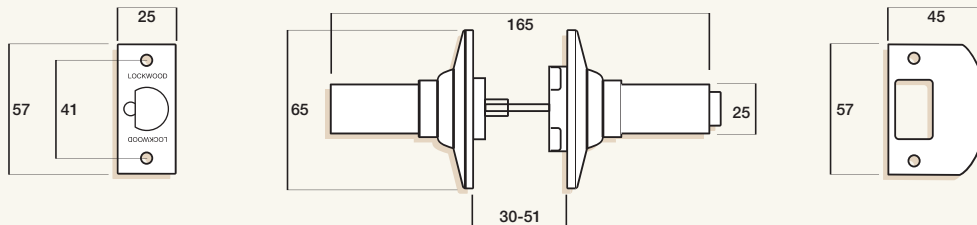
Master keyed.

Project keying.

#### 1 ONECYL™

The new one cylinder assembly solution "OneCyl™" has been designed for the entire Lockwood Symmetry Range, which grants the convenience of cylinder interchangeability.

## Dimensions



## District Lever Series Part Numbers

Entrance	<b>7540</b>	Privacy	<b>7542</b>
Passage	<b>7541</b>	Dummy	<b>7545R</b> <b>7545L</b>

Please specify finish when ordering.

## Packaging

Trade Pack

## Finishes

Everbrass	EVB	Satin Chrome	SC
Chrome Plate	CP		

# Symmetry Door Furniture

## Single/Double Cylinder Deadbolts

Recommended to be used in conjunction with all Symmetry knob and lever styles.

Single cylinder – key operation from outside and a turnknob from the inside.

Double cylinder – key operation from outside and inside.

60 to 70 mm adjustable bolt.

Hardened insert in bolt head resists cutting.

Door thickness: Single Cylinder\* – 30 to 50 mm  
 Double Cylinder\* – 30 to 46 mm  
 \*30 mm using spacer ring.



Double Cylinder  
 Part Number – 7107

Single Cylinder  
 Part Number – 7106

## Security Entrance Handle Set

Consists of Imperial Series Key in knob entrance set, Double Cylinder Deadbolt and solid brass Entrance Handle in one convenient display pack. Keyed alike for convenience.

Available in a variety of finishes – refer to page 10.

Handle can be bought separately  
 Part number 7929




Part Number – 7129DP

## Security Entrance Set

For added security on external doors, featuring Key in Knob and Double Cylinder Deadbolt in one convenient display pack. Keyed alike for convenience.

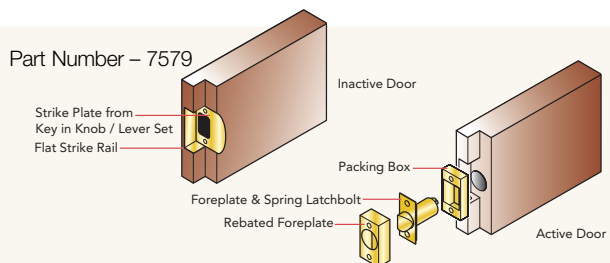
Available in Imperial Series in a variety of finishes – refer to page 10.

Part Numbers  
 Imperial (shown) 7127COMBODP.



## Universal Rebate Kit

Symmetry Knob and Lever Series and Deadbolts can be converted for use on rebated double doors with a standard 12 to 13 mm rebate by installation with this Universal Rebate Kit.



## Accessories

Sliding Door Set suits most sliding cavity doors. Available in passage and privacy functions in display and trade packs. Surface mounted strike box available. Part Number 7380.

A wide selection of Flush Pulls, Latches and Strikes are available to complement Symmetry Door Furniture Collection.



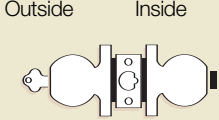
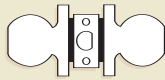
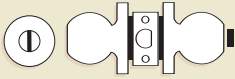

Sliding Door sets  
 Part Numbers  
 Privacy – 7300  
 Passage – 7350



Flush Pull  
 Part Number  
 Pull – 7506

# Symmetry Door Furniture

## Functions

Function	Function Number	Key in Knob or Key in Lever	Operation
<b>Entrance</b>	<b>0</b>		For front doors, back doors and garages, when security is required. <b>Outside</b> – Opened by knob when free. Key locks/unlocks both knobs. <b>Inside</b> – Opened by knob when free. <i>Tubular</i> – Turn snib locks/unlocks both knobs. <i>Cylindrical</i> – Push button will lock outside knob. Turning inside knob or outside key releases push button automatically. <b>Latch</b> – Deadlatch.
<b>Passage</b>	<b>1</b>		For passage, hall and closet doors, when no locking is required. <b>Outside/Inside</b> – Opened by knob at all times. <b>Latch</b> – Plain latch
<b>Privacy</b>	<b>2</b>		For use in bedrooms, bathrooms and toilets, where privacy is required. Includes Kick Off feature. <b>Outside</b> – Opened by knob when free. Includes emergency release – locked door can be opened by coin or screwdriver. <b>Inside</b> – Opened by knob when free. <i>Tubular</i> – Turn snib locks/unlocks both knobs. <i>Cylindrical</i> – Push button will lock outside knob. Turning inside knob releases push button automatically and will unlock outside knob. <b>Latch</b> – Plain latch.
<b>Dummy Knob</b>	<b>5</b>		For use when only a door pull is required. Fixed knob without latch or lock. Decorative door pull. Knob will not turn.

## Ordering Procedure

<b>Lockset Series</b> Imperial 702    Vicinity 753 Manor 700    District 754		<b>Finish</b> Everbrass    EVB    Polished Brass    PB Antique Copper    AC    Polished Stainless Steel    PSS Chrome Plate    CP*    Satin Chrome Plate    SC Polished Black    BCP    Satin Stainless Steel    SSS		* Refer to Finish Chart.
<b>702</b>	<b>0</b>	<b>EVB</b>	<b>KA</b>	
<b>Function</b> Entrance 0    Privacy 2 Passage 1    Dummy 5		<b>Keying</b> Keyed Alike    KA Project Key    PK		














































\* Ordering 7020EVB without specifying keying requirements will be considered as key to differ (KD).

## How to Order

- Knob/Lever Series** Nominate series as required – this determines shape of knob or lever and type of lockset either cylindrical or tiebolt, eg Imperial – spherical cylindrical knobset .....702
- Function** Select function to suit application, eg Entrance Set.....7020
- Finish** Select required finish, eg Everbrass® .....7020EVB
- Keying** Select keying requirements, eg Keyed alike .....7020EVBKA

# Symmetry Door Furniture

## Symmetry Finishes

		<b>EVB - Everbrass®</b>	<b>AC - Antique Copper</b>	<b>BCP - Polished Black</b>	<b>CP - Chrome Plate</b>	<b>PSS - Polished Stainless Steel</b>	<b>SCP - Satin Chrome Plate</b>	<b>SSS - Satin Stainless Steel</b>
Residential Cylindrical – Imperial								
Residential Tubular Knobset – Manor								
Residential Tubular Leverset – Vicinity								
Residential Tubular Leverset – District								
Security Entrance Set								Display Pack Only
Security Entrance Handle Set								Display Pack Only
Entrance Handle								Display Pack Only
Sliding Door Sets								
Universal Rebate Kit								
Flush Pulls								
Dead Bolts								



### Symmetry Everbrass® Warranty

Lockwood Everbrass® product is coated both on the exterior and interior surfaces with a lifetime anti-tarnish finish. Lockwood warrants that Everbrass® branded product will not corrode, tarnish or discolour for a lifetime when properly installed and subject to no more than fair wear and tear.



### Symmetry 5 Year Finish Guarantee

Lockwood guarantees to replace Symmetry product if within five years from the proven date of purchase it tarnishes, discolours or corrodes when properly installed and subject to no more than fair wear and tear.





LOCK UP WITH LOCKWOOD®

Visit us at: [www.assaabloypacific.com](http://www.assaabloypacific.com)

## ASSA ABLOY Sales Offices & Authorised Agents in Asia Pacific

### Sales Offices - Australia

#### Victoria – Head Office

50 Edward Street  
Oakleigh VIC 3166  
Telephone (03) 8574 3888  
Facsimile (03) 8574 3788

#### Queensland South

450 Sherwood Road  
Sherwood QLD 4075  
Telephone (07) 3373 5200  
Facsimile (07) 3373 5256

#### Queensland North

Ralph Buck Agencies  
15 Mackley Street  
Garbutt QLD 4814  
Telephone (07) 4779 0177  
Facsimile (07) 4775 1480

#### New South Wales – Commercial

Unit 1/16 Atkinson Road  
Taren Point NSW 2229  
Telephone (02) 8543 3700  
Facsimile (02) 9531 7944

#### New South Wales – Residential

Unit 5/30 Foundry Road  
Seven Hills NSW 2147  
Telephone (02) 9624 2666  
Facsimile (02) 9620 9340

#### Abloy Security

5/372 Eastern Valley Way  
Chatswood NSW 2067  
Telephone (02) 9882 6066

#### South Australia

182 Magill Road  
Norwood SA 5067  
Telephone (08) 8139 0403  
Facsimile (08) 8364 1975

#### Western Australia

45 Gladstone Street  
East Perth WA 6004  
Telephone (08) 9227 9588  
Facsimile (08) 9227 8913

#### Tasmania

23 Antill Street  
South Hobart TAS 7000  
Telephone (03) 6223 5404  
Facsimile (03) 6224 0435

### Sales Offices - New Zealand

#### Auckland

6 Armstrong Road  
North Harbour Industrial Estate  
Albany, Auckland, New Zealand  
Telephone +64 (0)9 415 7111  
Facsimile +64 (0)9 415 7222

#### Christchurch

Unit 5, 10 Venture Place  
Christchurch New Zealand  
Telephone +64 (0)3 379 4810  
Facsimile +64 (0)3 379 4819

#### Wellington

Display Centre, Level 3,  
10 Hutt Road, Petone  
Wellington, New Zealand  
Telephone +64 (0)4 913 4214  
Facsimile +64 (0)4 913 4213

### Manufacturing Plants

#### Victoria

50 Edward Street  
Oakleigh VIC 3166  
Telephone (03) 8574 3888  
Facsimile (03) 8574 3788

#### Queensland

450 Sherwood Road  
Sherwood QLD 4075  
Telephone (07) 3373 5200  
Facsimile (07) 3373 5256

#### New Zealand

6 Armstrong Road  
North Harbour Industrial Estate  
Albany, Auckland New Zealand  
Telephone +64 (0)9 415 7111  
Facsimile +64 (0)9 415 7222



### Export Department

50 Edward Street  
Oakleigh VIC 3166 Australia  
Telephone +61 (0)3 8574 3888  
Facsimile +61 (0)3 8574 3789

### Asian Offices

#### ASSA ABLOY – Malaysia

#### ASSA ABLOY – Singapore

#### ASSA ABLOY – Thailand

#### ASSA ABLOY – Hong Kong

#### ASSA ABLOY – Shanghai

#### ASSA ABLOY – Beijing

#### ASSA ABLOY – Korea

Contact the Export Department,  
Australia for details.

### Worldwide Distributors

Contact the Export Department,  
Australia for details.

## ASSA ABLOY

### Lockwood Guarantee

ASSA ABLOY Australia Pty Limited ("ASSA ABLOY") guarantees its Lockwood products against defects in workmanship and materials. If within the normal working life of a product it is found to be defective, ASSA ABLOY will supply the same or equivalent product free of charge. All electrical and electronic components used in ASSA ABLOY's range of products excluding batteries are guaranteed for a period of 12 months from the date of proof of purchase, unless stated otherwise.

ASSA ABLOY assumes no liability under the guarantee for the following:

1. Improper installation or failure to follow fitting instructions.
2. Failure due to improper maintenance.
3. Failure due to fair wear and tear.
4. Indirect or consequential loss or damage.
5. Cost of removal and/or replacement.

6. Cost of freight and/or travelling time.

7. The plated finishes Florentine Bronze, Architectural Bronze, Polished Brass, Gold and Satin Brass, "which" are classified as soft finishes. As deterioration is possible under some environmental conditions, these finishes are excluded from this guarantee.

8. Any modification or repairs to a product, as supplied, unless authorised by ASSA ABLOY Australia Pty Limited.

9. Use of replacement parts other than authorised parts.

10. Malfunction or failure of the product due to the use of non-genuine Lockwood parts.

11. Malfunction or failure of the product due to the use of non-specified batteries.

Nothing in the ASSA ABLOY Australia Pty Limited guarantee excludes, restricts or modifies any condition, warranty, right or liability implied or protected by law where to do so would render the Guarantee, or any part of it, void.

